

NSP3-50-275



Image for illustrative purposes only

NSP Surge Diverter

The NSP3-50-275 is an economically priced 3-phase surge diverter designed for main switchboards in MEN (TN-C-S) systems. It has a 3+0 configuration for MEN systems where the neutral link provides the necessary connection to earth. It has replaceable plug-in surge elements in a compact plastic DIN compliant housing also providing voltage free remote alarm contacts.

Pluggable Top

The Novaris NSP range features pluggable modules, colour coded orange for L-N and black for N-PE, where applicable.

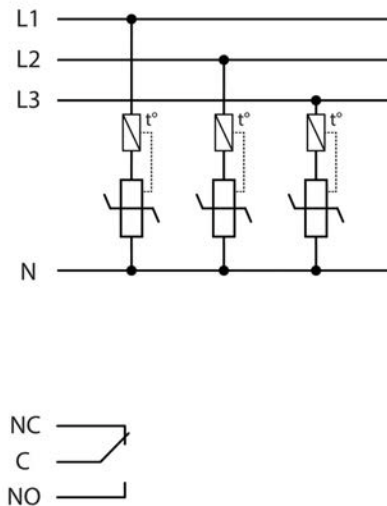
Display and Alarm

The NSP range features a display window with green indicating operational and red indicating that replacement is necessary. A voltage free changeover contact allows for external alarm indication.

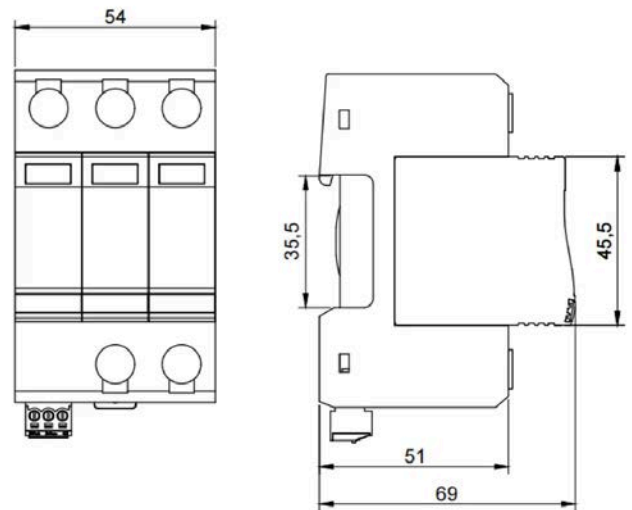
Overcurrent Protection

The NSP range requires external overcurrent protection as detailed in AS3000. Novaris surge circuit breakers (SCB) are recommended for this. The overcurrent protection function can also be provided by a conventional circuit breaker or fuses. Alternatively, the NSP can be paralleled with an existing power circuit. The NSP draws negligible current under normal conditions so it will not affect the circuit current loading.

Wiring







Dimensions



Product Datasheet


Electrical Specifications

Connection type		Shunt
Modes of protection		L-N, N-PE
Number of ports		1
Number of phases		3
Location		Indoor
Nominal voltage	U_0	230VAC
Short circuit withstand level	I_{SCCR}	25kA
Maximum backup fuse		32A
Recommended SCB		SCB1-3-80









Electrical (L-N) Specifications

Maximum continuous voltage AC	U_c	275VAC
Maximum discharge current (8/20 μ s)	I_{max}	50kA
Nominal discharge current (8/20 μ s)	I_n	20kA
Lightning impulse current (10/350 μ s)	I_{imp}	7.5kA
Voltage protection level (In)	U_p	<1200V
Response time	t_A	<25ns
Voltage withstand (5s)	U_T	335V

Indication Specifications

Display		Thermal failure green normal red failure
---------	---	--

Mechanical Specifications

Minimum operating temperature		-40°C
Maximum operating temperature		85°C
Minimum operating humidity		5%
Maximum operating humidity		95%
Mounting method		TS35 DIN Rail
Environmental rating		IP20
Terminal capacity - power		35mm ²
Terminal capacity - alarms		1.5mm ²

Standard Specifications

IEC 61643-11	
AS 1768	LPZ0B/1, LPZ1/2
AS3000	

Other Specifications

Product Code		NSP3-50-275
--------------	---	-------------

Shipping Specifications

Customs tariff		85363000, 85363010
----------------	---	--------------------