

SFM3-63-200-275



Medium Current Filters

Novaris SFM filters provide the highest level of protection with the lowest let through voltage. Installation at a main switch board will protect all the connected downstream equipment.

Percentage Active Display

A digital display confirms the device rating by displaying the percentage active of the redundant segments. The display indicates segment status and thermal overload.

Three Stages of Protection

Novaris surge filters have 2 stages of varistor protection separated by a low pass LC filter. This 3 stage combination reduces the effects of high frequency noise and transients to provide the highest level of protection to sensitive loads.

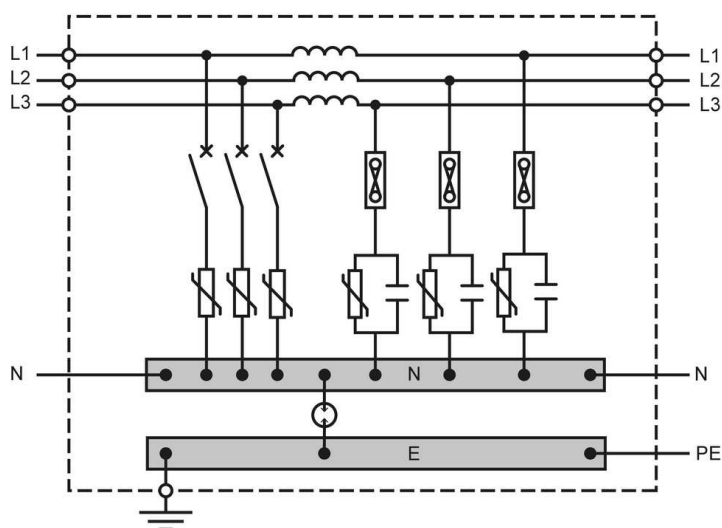
All Mode Protection

Protection is provided for all combinations of lines (L-L, L-N, L-E, N-E) ensuring the maximum level of protection is achieved at all times.

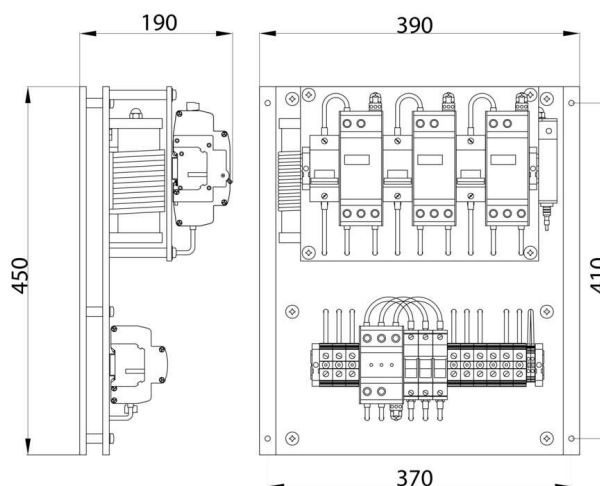
Active Alarm

Fail-safe alarm contact allows for remote monitoring.

Wiring



Dimensions







Standards

IEC 61643-11:2011
AS/NZS 1768:2007

SPD connected to low-voltage power systems - Type 1+2
A.C. power system SPD - Cat C, B

Product Datasheet














Electrical Specifications

| | | |
|-------------------------------|---|-----------------|
| Connection type |  | Series |
| Modes of protection |  | L-N, L-PE, N-PE |
| Number of ports | | 2 |
| Number of phases |  | 3 |
| Location | | Indoor |
| Nominal voltage | U_0 | 230VAC |
| Short circuit withstand level | I_{SSCR} | 50kA |
| Maximum backup fuse |  | 63A |
| Earth leakage current | I_{PE} | <1 μ A |

Electrical (L-N) Specifications

| | | |
|---|-----------|---------------|
| Maximum load current | I_L | 63A |
| Maximum continuous voltage AC | U_c | 275VAC |
| Maximum voltage drop (% of U_0) | | <1% |
| 3dB frequency @ 50 Ω | | 160Hz |
| Maximum discharge current (8/20 μ s) | I_{max} | 200kA |
| Nominal discharge current (8/20 μ s) | I_n | 80kA |
| Lightning impulse current (10/350 μ s) | I_{imp} | 25kA |
| Voltage protection level (3kA 8/20 μ s) | U_p | 305V |
| Response time | t_A | Instantaneous |

Mechanical Specifications

| | | |
|--------------------------------|---|--------------------|
| Minimum operating temperature |  | -40°C |
| Maximum operating temperature |  | 70°C |
| Minimum operating humidity |  | 5% |
| Maximum operating humidity |  | 95% |
| Mounting method |  | Panel |
| Environmental rating |  | IP20 |
| Terminal capacity - power |  | 35mm ² |
| Terminal screw torque - power |  | 1Nm |
| Terminal capacity - alarms |  | 2.5mm ² |
| Terminal screw torque - alarms |  | 0.5Nm |
| Length |  | 450mm |
| Width |  | 390mm |
| Height |  | 190mm |

Other Specifications

| | | |
|--------------|---|-----------------|
| Product Code |  | SFM3-63-200-275 |
|--------------|---|-----------------|

Shipping Specifications

| | | |
|--------|---|------|
| Weight |  | 24kg |
|--------|---|------|