

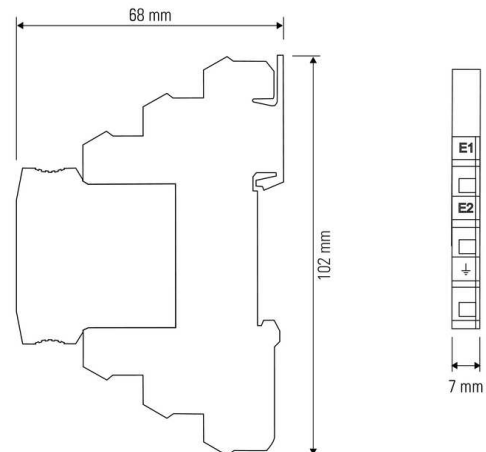
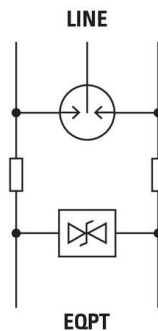
Slimline Signal Line Protectors

Multistage Failsafe Design

Two Different Earthing Options

Slimline Pluggable Modules

Dimensions








SPD connected to telecommunications and signalling networks - Cat C2, D1
 Signalling/Telecommunications surge protection
 Protectors for data communications and fire-alarm circuits
 Resistibility tests for telecommunication equipment exposed to overvoltages and overcurrents
 Requirements for Customer Cabling Products
 Surge Protective Devices for Telecommunications Applications














Product Datasheet

Specifications

Electrical Specifications

Connection type		Series
Number of lines		1 pair
Modes of protection		Transverse and Common
Maximum continuous voltage (DC)	U_c	65V
Maximum continuous voltage (AC)	U_c	46V
Maximum discharge current (8/20 μ s)	I_{max}	5kA
Maximum common mode discharge current (8/20 μ s)		10kA
Maximum discharge current (10/350 μ s)		1.25kA
Maximum common mode discharge current (10/350 μ s)	I_{imp}	2.5kA
Impulse durability C2 10x8/20 μ s		5kA
Impulse durability D1 2x10/350 μ s		2.5kA
Maximum load current	I_L	250mA
AC durability 5x1s		1Arms
Overstressed fault mode		Mode 3
Response time	t_A	<5ns
Line resistance		8.2 Ω
Insertion loss @ 150 Ω		<0.5dB @ <1MHz
3 dB Frequency @ 150 Ω		60MHz


Mechanical Specifications

Minimum operating temperature		-40°C
Maximum operating temperature		70°C
Minimum operating humidity		5%
Maximum operating humidity		95%
Mounting method		TS35 DIN Rail
Environmental rating		IP20
Enclosure material		Polycarbonate
Enclosure finish		Black
Terminal type		Screw cage
Terminal capacity		2.5mm ²
Terminal screw torque		0.5Nm
Earthing		Direct
Length		102mm
Width		7mm
Height		68mm

Electrical (L-L) Specifications

Voltage protection level @ 1 kV/ μ s	U_p	80V
Voltage protection level @ 3 kA 8/20 μ s	U_p	80V
Voltage protection level @ 100 V/ s		72V
Capacitance	\pm	<20pF

Other Specifications

Product Code		SL68-G
--------------	---	--------

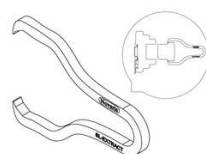
Electrical (L-PE) Specifications

Voltage protection level @ 1 kV/ μ s	U_p	350V
Voltage protection level @ 3 kA 8/20 μ s	U_p	600V
Voltage protection level @ 100 V/ s		230V
Capacitance	\pm	<15pF

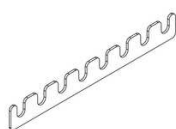
Shipping Specifications

Weight		35g
Customs tariff		85363000

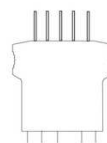
Accessories



SL-EXTRACT



SL-COMB



SL-TEST



SL-DRIVER

For additional information please refer the SL Accessories Catalogue , No. 0004-D14V1

Generated Wed Jun 16 2021