

## SSP3-20-50-275-A



## Series Surge Protectors

Novaris SSP protectors are suitable for installation in circuits up to 63A. The SSP range has been engineered to provide excellent performance in an economical package.

## Compact Design

A compact design makes SSP protectors an ideal choice for space restricted applications.

## All Mode Protection

Protection is provided for all combinations of lines (L-N, L-PE, N-PE) ensuring the maximum level of protection is achieved at all times.

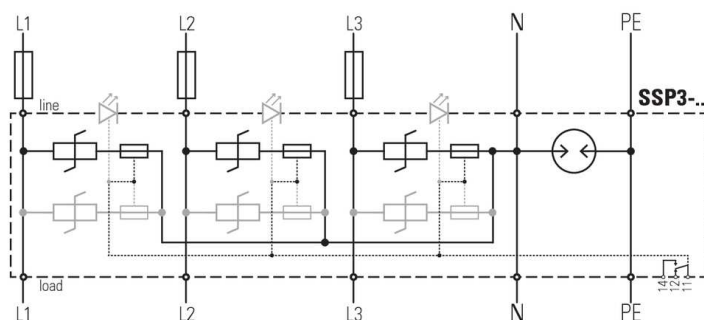
## Safe Metal Enclosure

Novaris surge protection products are housed in safe, all metal enclosures. In the event of a prolonged overvoltage they will not catch fire or explode.

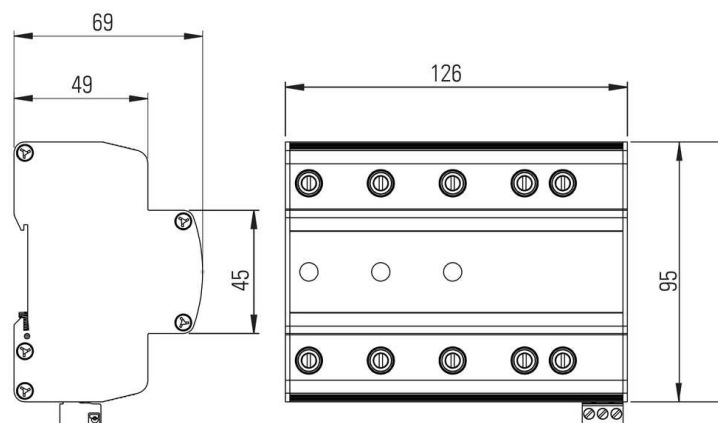
## Installation Independent Performance

Series surge protectors house the shunt (parallel) connection of the protection components internally within the device. This reduces the connection impedance to a minimum to guarantee optimal performance in all installations.

## Wiring



## Dimensions







## Standards

IEC 61643-11:2011  
AS/NZS 1768:2007  
UL 1449 3rd edition  
IEEE 62.41.2:2002

SPD connected to low-voltage power systems - Type 2 + 3  
A.C. power system SPD - Cat C, B, A  
Low voltage SPD - Type 2, Type 3  
Low voltage SPD - Cat B, Cat C

## Product Datasheet

## Electrical Specifications

Connection type		Series
Modes of protection		L-N, L-PE, N-PE
Number of ports		2
Number of phases		3
Location		Indoor
Nominal voltage	$U_0$	230VAC
Short circuit withstand level	$I_{SSCR}$	25kA
Maximum backup fuse		20A
Earth leakage current	$I_{PE}$	<10 $\mu$ A




## Electrical (L-N) Specifications

Maximum voltage Drop (% of $U_0$ )		0V
Maximum load current	$I_L$	20A
Maximum continuous voltage AC	$U_C$	275VAC
Maximum discharge current (8/20 $\mu$ s)	$I_{max}$	50kA
Nominal discharge current (8/20 $\mu$ s)	$I_n$	20kA
Voltage protection level (3kA 8/20 $\mu$ s)	$U_p$	<800V
Voltage protection level (In)	$U_p$	<1700V
Response time	$t_A$	<5ns
Voltage withstand (5s)	$U_T$	335V
















## Electrical (N-PE) Specifications

Maximum continuous voltage	$U_C$	255VAC
Maximum discharge current (8/20 $\mu$ s)	$I_{max}$	60kA
Nominal discharge current (8/20 $\mu$ s)	$I_n$	50kA
Voltage protection level (1kV/ $\mu$ s)	$U_p$	<700V
Voltage protection level (In)	$U_p$	<1300V
Response time	$t_A$	<100ns
Voltage withstand (200ms)	$U_T$	1200V
Follow current interrupt rating	$I_{fi}$	100A

## Indication Specifications

Display		LED power and thermal failure
Alarm		SPDT power and thermal failure
Alarm isolation		4kV

## Mechanical Specifications

Minimum operating temperature		-40°C
Maximum operating temperature		70°C
Minimum operating humidity		5%
Maximum operating humidity		95%
Mounting method		TS35 DIN Rail
Environmental rating		IP20
Enclosure material		Aluminium
Enclosure finish		Black powdercoat
Terminal capacity - power		16mm <sup>2</sup>
Terminal screw torque - power		2Nm
Terminal capacity - alarms		2.5mm <sup>2</sup>
Terminal screw torque - alarms		0.5Nm
Length		95mm
Width		126mm
Height		69mm

## Other Specifications

Product Code  SSP3-20-50-275-A

## Shipping Specifications

Weight		690g
Customs tariff		85354010