

## SSP6A-26-G



Image for illustrative purposes only

## Slimline Series Surge Protectors

Novaris slimline surge protection devices (SPDs) provide surge protection for most twisted pair signaling schemes.

## Load Current Up to 6A

The SSP6A series surge protectors complement the SL range for applications of load currents up to 6A. Typical applications may include power supplies, digital outputs and other low voltage requirements up to 6A.

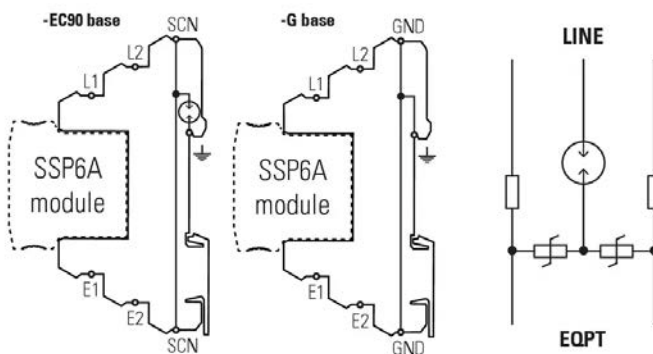
## Two Different Earthing Options

With two different base options the SSP6A protectors offer either direct earthing via DIN rail, for the most effective, low impedance earth connection (-G base) or a connection via GDT to the DIN rail, offering isolation under normal conditions and equipotential bonding during a surge (-EC90 base).

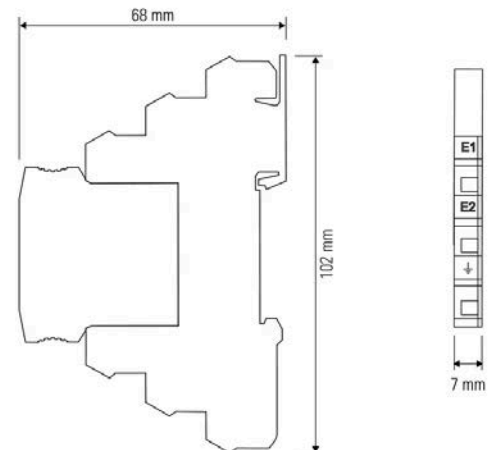
## Slimline Pluggable Modules

The plug-in design provides simple and rapid replacement and testing - no rewiring needed. This also provides a convenient method of field equipment isolation if required.

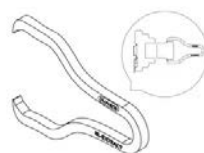
## Wiring



## Dimensions



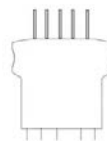
## Accessories



SL-EXTRACT



SL-COMB



SL-TEST








SL-DRIVER

For additional information please refer the SL Accessories Catalogue , No. 0004-D14V1














## Product Datasheet

## Specifications

## Electrical Specifications

Connection type		Series
Number of lines		1 pair
Modes of protection		Transverse and Common
Maximum continuous voltage (DC)	$U_c$	26V
Maximum continuous voltage (AC)	$U_c$	20V
Maximum discharge current (8/20 $\mu$ s)	$I_{max}$	4.8kA
Maximum common mode discharge current (8/20 $\mu$ s)		10kA
Impulse durability C2 10x8/20 $\mu$ s		2.5kA
Maximum load current	$I_L$	6A
AC durability 5x1s		1A rms
Overstressed fault mode		Mode 3
Response time	$t_A$	<5ns
Line resistance		0.02 $\Omega$
Insertion loss @ 150 $\Omega$		<0.5dB @ <20kHz
3 dB Frequency @ 150 $\Omega$		80kHz
Earthing		Direct


## Mechanical Specifications

Minimum operating temperature		-40°C
Maximum operating temperature		70°C
Minimum operating humidity		5%
Maximum operating humidity		95%
Mounting method		TS35 DIN Rail
Environmental rating		IP20
Enclosure material		Polycarbonate
Enclosure finish		Black
Terminal type		Cage clamp
Terminal capacity		2.5mm <sup>2</sup>
Terminal screw torque		0.5Nm
Length		102mm
Width		7mm
Height		68mm
Dimensional tolerance		0.5mm

## Electrical (L-L) Specifications

Voltage protection level @ 1 kV/ $\mu$ s	$U_p$	61V
Voltage protection level @ 3 kA 8/20 $\mu$ s	$U_p$	115V
Capacitance		12nF

## Electrical (L-PE) Specifications

Voltage protection level @ 1 kV/ $\mu$ s	$U_p$	384V
Voltage protection level @ 3 kA 8/20 $\mu$ s	$U_p$	620V
Capacitance		1.5pF

## Other Specifications

Product Code		SSP6A-26-G
--------------	---	------------

## Standard Specifications

IEC 61643-21	SPD connected to telecommunications and signalling networks - Cat C2
AS 1768	Signalling/Telecommunications surge protection
UL 1449 & UL 497B	Protectors for data, communications and fire-alarm circuits
ITU-T K.44	Resistibility tests for telecommunication equipment exposed to overvoltages and overcurrents
AS/CA S008	Requirements for Customer Cabling Products
AS/NZS 4117	Surge Protective Devices for Telecommunications Applications

## Shipping Specifications

Weight		35g
Customs tariff		85363000, 85363010